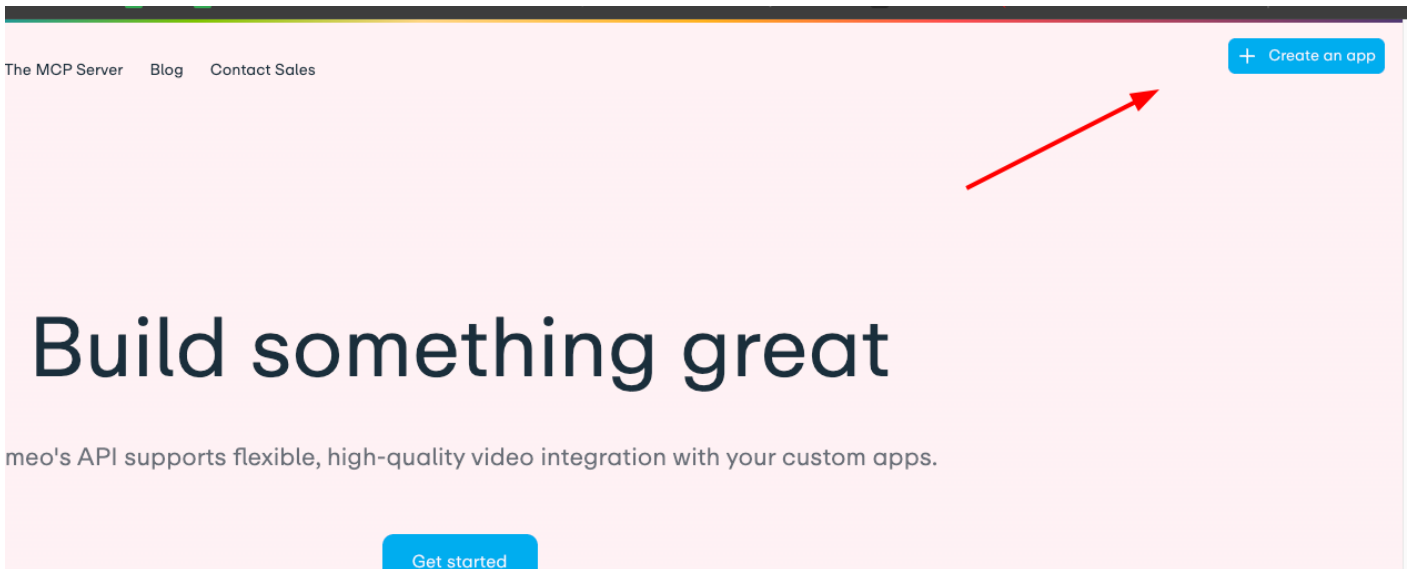


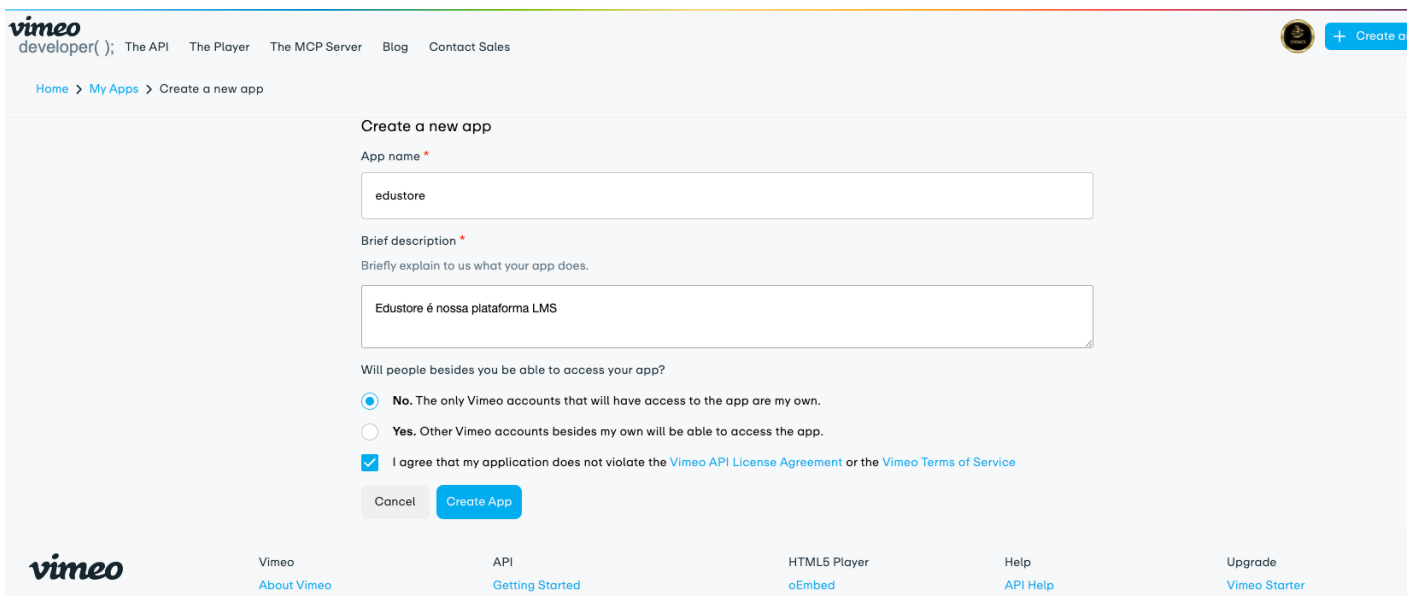
Provedor Vimeo

Acesse o link: <https://developer.vimeo.com/>

Faça login e clique em create app:




Crie o app com os dados abaixo:



Após criar o app, vá na sessão **Authentication**, marque a opção **Authenticated** e marque as caixinhas conforme abaixo, após isso clique em generate.

Authentication

 The Vimeo API requires OAuth 2. See our [authentication documentation](#) for more information.

Generate an access token
Need an access token for scripts or testing? [Generate one here.](#)

Authenticated (you) Unauthenticated

Scopes

<input checked="" type="checkbox"/> Public (required)	<input checked="" type="checkbox"/> Private	<input checked="" type="checkbox"/> Purchased
<input checked="" type="checkbox"/> Create	<input checked="" type="checkbox"/> Edit	<input checked="" type="checkbox"/> Delete
<input checked="" type="checkbox"/> Interact	<input type="checkbox"/> Upload	<input checked="" type="checkbox"/> Promo Codes
<input checked="" type="checkbox"/> Stats	<input checked="" type="checkbox"/> Video Files	<input checked="" type="checkbox"/> Webhooks

Personal Access Tokens
You haven't created any personal access tokens yet.

Copie o token gerado e cole no cadastro da Contas de Vídeo na EduStore:

Personal Access Tokens

The following tokens are authenticated to [Davi Andre Costa Silva](#).

Token	Scopes	Created	Last Used	
8974925c1b5d48 [redacted]576 [redacted]	private purchased create edit delete interact promo_codes stats video_files webhooks public	Dec 17, 2025	Never	<input type="button" value="Delete"/>

[Manage App Secrets](#)

Tipo de conta:

Vimeo

Nome da conta:

Teste Vimeo

Email:

testekelvyn@gmail.com

Senha:

.....

Token/Secret:

8974925c1b5*****

API URL:

|

SALVAR CANCELAR

Basta clicar em salvar e pronto, sua conta está cadastrada! :)

Revisão #1

Criado 17 dezembro 2025 17:54:18 por EduStore

Atualizado 17 dezembro 2025 17:59:39 por EduStore